

SP 305

Trailer-Mounted
Concrete Pump



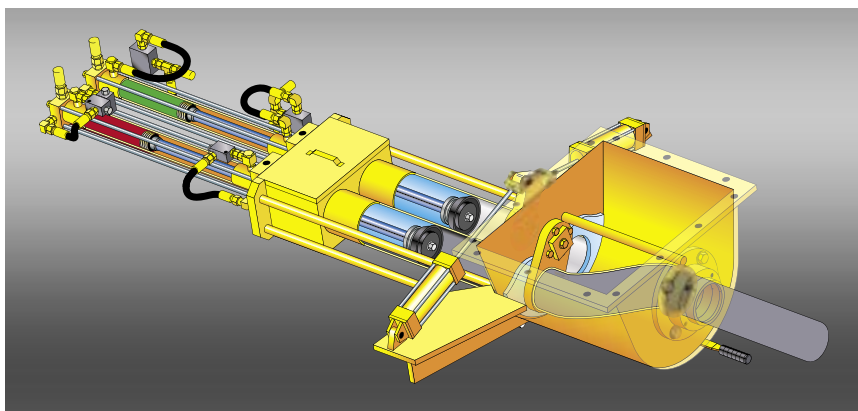
Authorized Distributor:

Thiessen Team USA
1840 Sharps Access Rd
Elko, NV 89801
Ph: (775) 777-1205 Fax: (775) 777-1215
www.thiessenteam.com



TAKE ON MORE PROJECTS FOR MORE PROFITS

- Output to 30 cubic yards per hour
- Pressure to 642 psi
- 1.0" Maximum Aggregate Size



Twin-cylinder open loop all-hydraulic concrete pump provides smooth output up to 30 cubic yards per hour with industry leading fuel efficiency. A transfer tube valve is chosen for versatility and operates reliably with minimal maintenance pumping grout, shotcrete or concrete.



Convenient control panel includes electric switches for on/off, forward/reverse and agitator on/off. Hour meter is also located here along with E-stop, fuse panel and ignition switch.



The SP 305 is the logical upgrade from a ball-valve pump. Hydraulically driven components apply up to 625 psi on the material to achieve impressive horizontal and vertical distances. The SP 305 will provide fast return on your investment when you take on more projects thanks to the pumps ability to handle up to one-inch aggregate mixes. The lightweight and compact size of this pump makes it very portable for multiple pours in a day. Ease of operation makes the 305 a great entry-level pump that integrates into most contracting companies.

Rely on the 305 to expand your pumping horizons handling grout for block-fill, shotcrete and concrete. Many concrete contractors rely on the 305's ability to handle a variety of mixes while providing output to handle the majority of job requirements. Standard features include LED taillights and aluminum wheels for low maintenance and upgraded looks.



Remote control (cable or optional radio remote) frees the operator to monitor the end hose and the pump. Critical functions including on/off and forward/reverse are at your fingertips.



*Fuel efficient **Deutz diesel** is an example of the high quality components on our trailer pumps. Here is an engine that was designed for construction applications and is up to the reliability standards of a Schwing pump.*



Transfer tube valve provides the versatility to handle a wide variety of mixes. Hopper grate provides protection during operation and latches in the open position during cleanout.

Only one manufacturer can supply the Schwing experience.

Thousands of our customers form a backdrop of success that you can join by letting us spec the right piece of equipment for your needs. Six company stores with technicians and parts placed strategically across the country provide service expertise as close as your phone. And a select group of knowledgeable dealers provides another layer of invaluable experience. You and your staff will be welcomed into our facility to learn how to extract the maximum profitability from your concrete pump.

Generations of successful owners have chosen the Schwing experience. As a third generation family owned company we understand how important quality equipment is to your business and how important your business is to us.



The stationary pump plant in Atlanta is a modern model of efficiency, manufacturing pumps in trailer, skid or truck-mounted configurations for contractors around the world. From close inspection of incoming materials to forming our products with the latest welding techniques, Schwing takes craftsmanship to the highest standards. Our state-of-the-art paint facility produces finished products you will be proud to put your name on. In addition, a vast inventory of parts are on hand to keep your Schwing product running at maximum efficiency. Please schedule a visit to this modern facility located just north of Atlanta to see our long-term commitment to the global market.

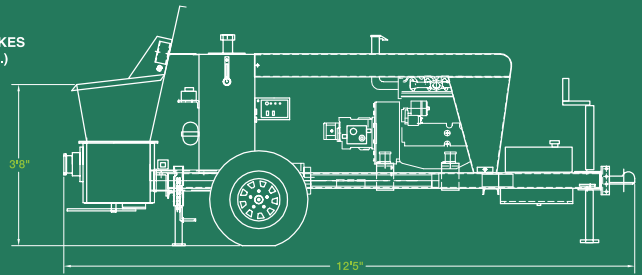
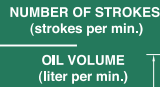
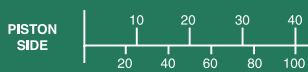
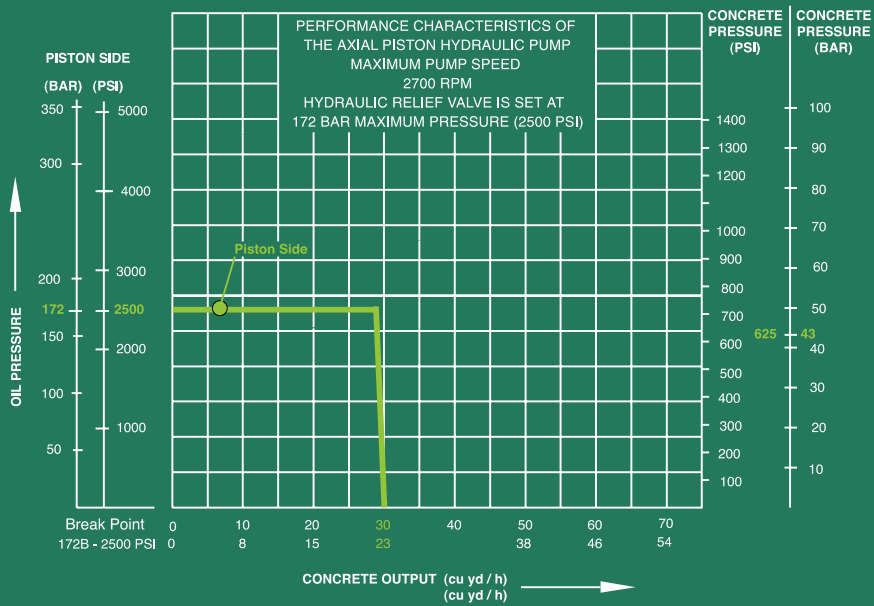
SPECIFICATIONS

PUMP SPECIFICATIONS

	U.S.	Metric
Concrete Output Per Hour (cubic yards-cubic meters)	30	23
Maximum Pressure on Concrete (psi-bar)	642	43
Maximum Aggregate Size (in.-mm)	1	25
Maximum Horizontal Pumping Distance* (feet-meters)	800	244
Maximum Vertical Pumping Distance* (feet-meters)	200	60
Concrete Cylinder Diameter (in.-mm)	5	125
Differential Cylinder Diameter (in.-mm)	2.5 / 1.7	63 / 44
Concrete Cylinder Stroke Length (in.-mm)	30	762
Maximum Pump Strokes Per Minute	44	44
Main Hydraulic Pump	A10V045	
Volume Control	0 to Maximum	
Concrete Valve Type	Transfer Tube	
Shifting Cylinders	2	
Hydraulic Tank Capacity (gallon-liters)	40	150
Hydraulic System	Open Loop	
Hopper-Height (in.-mm)	44	1120
Hopper Capacity (cubic feet-cubic meters)	8	.23
Outlet Diameter (in.-mm)	4	100
Engine Model - Tier II	Deutz F3L2011	
Engine Model - Tier III	Deutz D2011 L03	
Engine Power (horsepower-kilowatt)	48	36
Fuel Tank Capacity (gallon-liter)	15	57
Axle	Single Standard	
Axle Capacity Rating (pounds-kilograms)	3500	1588
Tires	ST 205/75 R14	
Brakes	Electric	
Outrigger Legs	Manual Standard	
Length (in.-cm)	149	378
Width (in.-cm)	64	163
Height (in.-cm)	66	168
Trailer Units Weight (pounds-kilograms)	3350	1520
Remote Control Cable (feet-meters)	100	30

*Pumping distances shown are to be used as a guide only since they have been considerably exceeded on specific projects. Maximum attainable distances depend upon concrete mix design and pipeline diameter. Maximum output and distance cannot be achieved simultaneously.

**Pump specifications are for standard units. Other units are available.
Specifications are subject to change without prior notice.



SCHWING-STETTER MOVES CONCRETE. **WORLDWIDE.**

Wherever concrete is produced and moved is where you will find Schwing-Stetter machinery.

With plants in Germany, Austria, USA, Brazil, Russia, China and India as well as with more than 100 sales and service facilities, the group of companies is always close to the customer.

Our wide range of products with something for every application is what makes Schwing-Stetter the No. 1 system supplier for concrete machinery worldwide.



CONCRETE BATCHING PLANTS



TRUCK MIXERS



TRUCK-MOUNTED CONCRETE PUMPS



STATIONARY CONCRETE PUMPS



SEPARATE PLACING BOOMS



CONCRETE RECYCLERS